

# CHRISTMAS TREE SAFETY TIPS


Picking out, purchasing, and decorating a Christmas tree is an annual tradition for many families. And while the warm glow of the lights makes Christmas trees extra special, families should be aware of hidden dangers and fire hazards. On average, firefighters respond to 210 Christmas tree fires every year.

Keep your family safe this holiday season by following these Christmas tree safety tips:

## Choose the Right Tree and Decor



**MAKE SURE** the tree is sturdy and secure so kids can't grab onto the tree and tip it over.




Fresh trees with plenty of moisture are less likely to catch fire than dry trees. **CHOOSE** a tree with **BRIGHT GREEN NEEDLES** and minimal shedding.



**CHECK ARTIFICIAL TREES** for metal surfaces, as this can lead to electric shock if you place electric lights on the tree.



If you're putting up an artificial tree, make sure it's **FLAME-RETARDANT** and **SAFETY TESTED**.



**ELIMINATE SMALL ORNAMENTS**, as they can be choking hazards to young children, especially if they fall off the tree without parents knowing.



**MAKE SURE** not to place the tree in an emergency exit pathway or in front of the stairs.

## Keep Trees Away From Heat



Make sure to **PLACE TREES AT LEAST 3 FEET** away from fireplaces, radiators, space heaters, heat vents, and televisions.



**KEEP** a fire extinguisher close in case your Christmas tree catches fire.



**Never** light candles near or on the Christmas tree.

## Water is Key



**CUT 1"-2"** from the base of the trunk so your tree can absorb water.



**MAKE SURE** to water your Christmas tree daily.




**CHECK** the base for dryness and refill accordingly.



When the tree completely dries out, **DISPOSE OF IT IMMEDIATELY**. Keeping it in storage, or the garage is a fire hazard.

## Choose LED Lights

If you plan to wrap your Christmas tree in lights, **OPT FOR LED BULBS**. LEDs burn longer and brighter, are more energy-efficient, and they also don't get too hot to the touch.

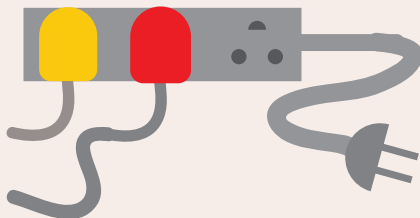


**MAKE SURE** to choose indoor lights instead of outdoor lights when decorating your tree.


**SWITCH OFF** Christmas tree lights before bed or before leaving the house.

## Check Electrical Sources

**DON'T OVERLOAD** your extension cords. Only attach three strings of Christmas lights to one extension cord.



If you notice any damaged lights, frayed cords, loose bulb sockets, or damaged plugs, **IMMEDIATELY DISCARD** them and keep them away from your tree.



**HALF** of all Christmas tree fires occur **20 DAYS** after Christmas. When Christmas ends, slowly remove all lights and decor, place them safely in storage boxes, and recycle your Christmas tree.

**MERRY CHRISTMAS FROM THE INSTITUTE FOR CHILDHOOD PREPAREDNESS!**



INSTITUTE FOR  
CHILDHOOD PREPAREDNESS  
DON'T BE SCARED. BE PREPARED.™  
childhoodpreparedness.org